

eOrder

Online Laboratory Ordering

User Guide – How to order labtests online in Medtech32 /

Results

TABLE OF CONTENTS

1	DOCUMENT PROPERTIES	2
1.1	PURPOSE	2
1.2	SCOPE	2
1.3	DEFINITIONS.....	2
2	EORDER OVERVIEW	3
3	PRE-REQUISITES.....	4
3.1	ACCESS FOR USERS.....	4
3.2	COMPUTER SETUPS.....	4
4	RESULTS	5
4.1	VIEWING INDIVIDUAL TEST RESULTS	5
4.2	RESULT HISTORY.....	6
4.3	RESULTS SCREEN – LEFT PANE	7
4.4	RESULTS COLOUR CODES.....	7
4.5	CUMULATIVE REPORTS	8
5	SUPPORT.....	11
5.1	SUPPORT CONTACT DETAILS	11
5.2	EORDERS HELPDESK HOURS	11
	REFER TO USER GUIDE APPENDIX A FOR ADDITIONAL INFORMATION.....	11

1 Document Properties

1.1 Purpose

The purpose of this document is to explain how to order laboratory tests on line using the eOrder web form.

1.2 Scope

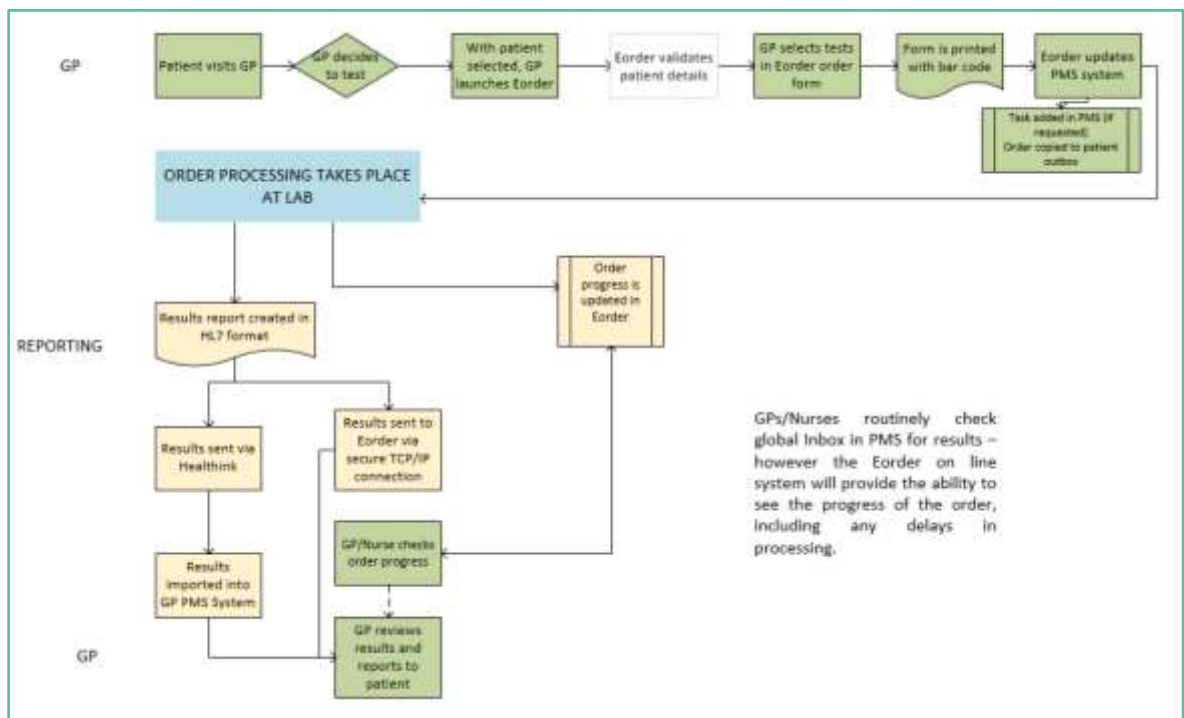
This information applies to any Healthcare Professionals who use the **Medtech32** Practice Management System.

1.3 Definitions

PMS	Practice Management System (Medtech32)
eOrder	Web ordering form
Icon	A picture on screen, which launches a task

2 eOrder Overview

- 2.1.1 Ordering laboratory tests online using the eOrder web form in **Medtech32** is very similar to the current process.
- 2.1.2 The eOrder web form has been designed to present the most commonly requested tests in the primary screen, to facilitate the requestor's workflows.
- 2.1.3 Results are delivered back to the Medtech32 inbox via Healthlink just as they are now. However, eOrder also provides results and status reports for **any** orders placed through Healthscope, providing a more comprehensive view of the patient's diagnostic test history.
- 2.1.4 Frequently ordered groups of tests can be organised into a one-click screen, called the My Tab.
- 2.1.5 The flowchart shows how the eOrder progresses from GP to laboratory and how results return to the GP.



3 Pre-Requisites

3.1 Access for Users

- 3.1.1 The eOrder system is a secure system. Access is strictly controlled and limited to Healthcare Professionals.
- 3.1.2 The practice must supply to Healthscope the following information so that it can be set up in the eOrder system:
 - 3.1.3 The practice name and HPI (Organisation) number
 - 3.1.4 The names and HPI/CPN numbers of all healthcare professionals requiring access.
 - 3.1.5 A Practice representative must also sign an Acceptable Use Agreement to confirm that all users of the eOrder system understand and accept the Terms and Conditions.

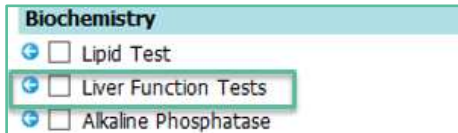
3.2 Computer Setups

- 3.2.1 The eOrder system needs to be set up, configured and tested at the practice.
- 3.2.2 Some changes to a user's computer settings may be required.
- 3.2.3 All setup instructions and requirements are explained in Appendix A.

4 Results

4.1 Viewing Individual Test Results

4.1.1 After you have been working with the eOrder web form for a little while, you will notice small blue arrows appearing next to tests in the Test Selection screens.



4.1.2 This is a visual indicator showing that the patient has had this test previously and that information about that test is available.

4.1.3 To view previous results, click on the blue arrow.

4.1.4 The eOrder form will display results associated with the test, together with any information or advice about the results.

	06/06/17 15:39	28/06/17 11:39	13/11/17 14:03	20/11/17 17:46	20/12/17 07:00
Sodium	pending	pending			142
Potassium	pending	pending			5.3
Creatinine	pending	pending	38	20	107
eGFR			> 90	> 90	50
General Chemistry					
Fasting status	Non-fasting				

General Chemistry 20/12/17 07:00

Potassium reference interval is for serum samples. Potassium in plasma samples may be up to 0.3 mmol/L lower.

An e-GFR result in the range 45-59 ml/min/1.73m² suggests moderately impaired renal function, stage 3a CKD. Refer www.kidney.org.au. Estimated GFR is calculated from the CKD-EPI equation.

Caution in interpretation is required in non-Caucasians, the elderly, patients with extremes of body weight, oedema, rapidly changing creatinine and in pregnancy.

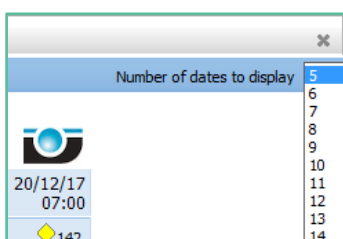
General Chemistry 20/11/17 17:46

An e-GFR result \geq 90 ml/min/1.73m² falls in the range found for healthy adults. Refer www.kidney.org.au. Estimated GFR is calculated from the CKD-EPI equation.

General Chemistry 13/11/17 14:03

An e-GFR result \geq 90 ml/min/1.73m² falls in the range found for healthy adults. Refer www.kidney.org.au. Estimated GFR is calculated from the CKD-EPI equation.

4.1.5 You can change the date range using the control in the top right hand corner of this screen.



4.1.6 You can also check the reference ranges of tests by clicking on the blue icon to the left of the header.

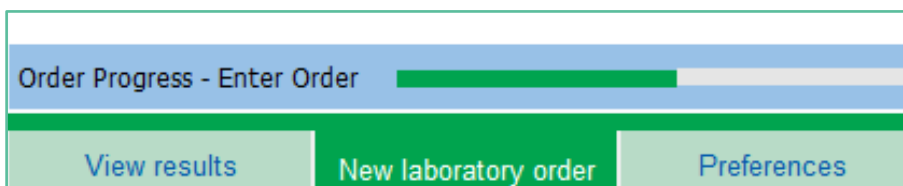
Previous results					
	Ref Range	Units	06/06/17 15:39 ADAMS JOHN CH	28/06/17 11:39 MOODIE PETER CH	13/11/17 14:03 ADAMS JOHN CH
Sodium	(135 - 145)	mmol/L	pending	pending	
Potassium	(3.5 - 5.2)	mmol/L	pending	pending	
Creatinine	(45 - 90)	umol/L	pending	*pending	38
eGFR		mL/min/1.73m2			> 90
General Chemistry					
Fasting status			Non-fasting		

4.2 Result History

4.2.1 If you need to check the status of an order for any reason, the eOrder form provides detailed information.

4.2.2 With the patient on the Palette, click on the eOrder icon on the Toolbar as usual.

4.2.3 Click on the View Results button in the bottom left hand corner.



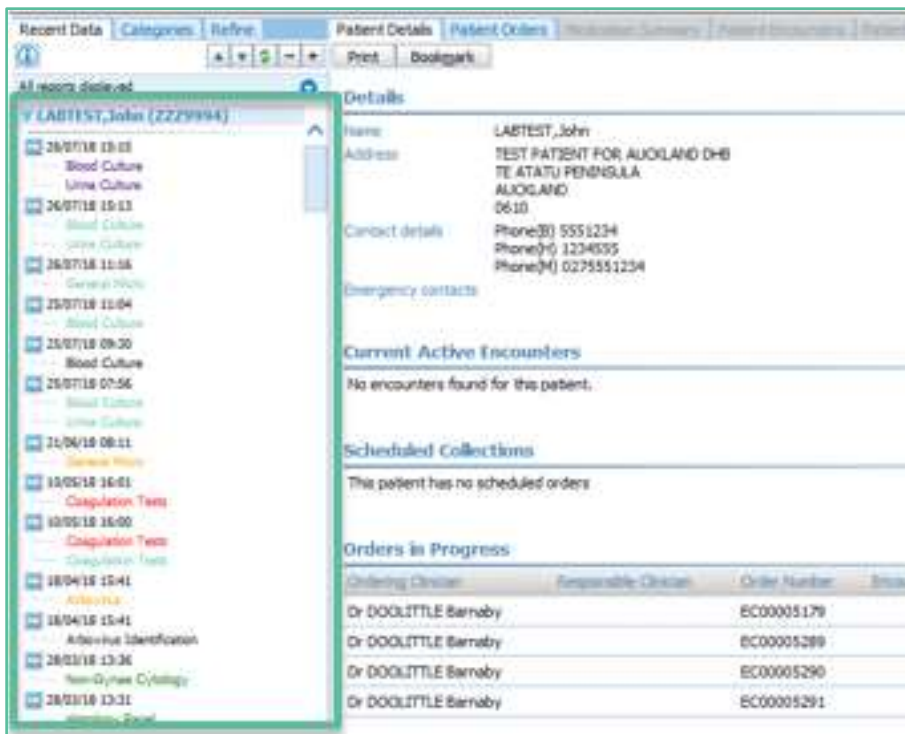
4.2.4 The eOrder form will display the Results screen, which has two main panels.

The screenshot shows the Results screen for patient JOHN ADAMS. The left panel lists recent orders, and the right panel shows patient details and a table of orders in progress.

Ordering Clinician	Responsible Clinician	Order Number	Resource	Service	Status	Comments	Service Date
Dr DOOLITTLE Bernady		EC00005176		Complete Blood Count	Order sent and accepted. Awaiting further confirmation.	Test 1	20/09/18 11:37
Dr DOOLITTLE Bernady		EC00005289		Histology Panel	Order sent and accepted. Awaiting further confirmation.		28/03/18 12:36
Dr DOOLITTLE Bernady		EC00005290		Histology Panel	Order sent and accepted. Awaiting further confirmation.		28/03/18 13:31
Dr DOOLITTLE Bernady		EC00005291		Non-Genex Cytology	Order sent and accepted. Awaiting further confirmation.		28/03/18 13:36

4.3 Results Screen – Left Pane

4.3.1 The left panel lists orders with the most recent at the top of the list.



4.3.2 These entries are colour coded to show their status at a glance.

4.4 Results colour codes

4.4.1 Newly received requests will display in green. As tests are processed by the laboratory, the status is updated and the colour changes accordingly.

4.4.2 When the final result is sent back to the requestor, the status is changed to Final and shows in black

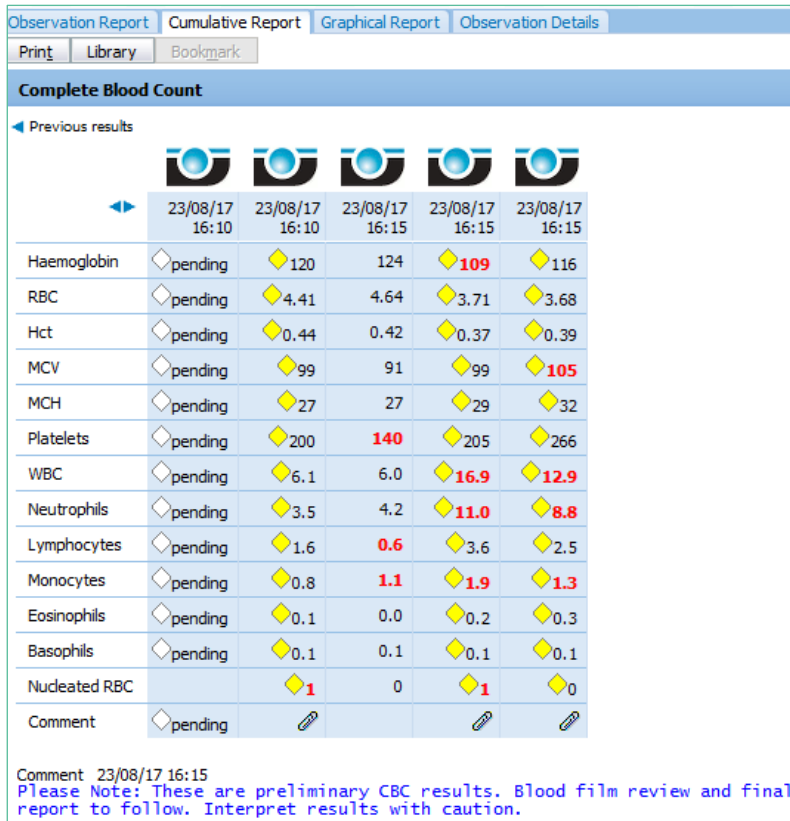
4.4.3 (or red for abnormal) .

4.4.4 The lists below show the colours associated with each order status.

Report tree colours	
Abnormal	To follow
Preliminary	Partial
Unauthorised	Status updated to final
Final	Corrected
Original results wrong	Deleted, cancelled or results unobtainable
Archive results	Indeterminate
New order	Order in progress
Updated order	Replaced order
Cancelled order	Images are available

4.5 Cumulative Reports

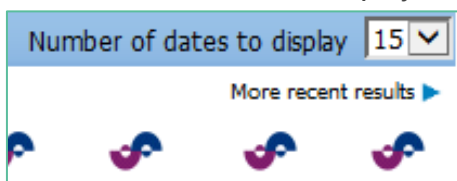
- 4.5.1 When a patient has had the same test repeated a number of times, eOrder will provide a cumulative report.
- 4.5.2 This collates all reports for the test and displays them in various formats.
- 4.5.3 Click on the test you wish to view in the left pane, and then click on the Cumulative Report Tab.



	23/08/17 16:10	23/08/17 16:10	23/08/17 16:15	23/08/17 16:15	23/08/17 16:15
Haemoglobin	pending	120	124	109	116
RBC	pending	4.41	4.64	3.71	3.68
Hct	pending	0.44	0.42	0.37	0.39
MCV	pending	99	91	99	105
MCH	pending	27	27	29	32
Platelets	pending	200	140	205	266
WBC	pending	6.1	6.0	16.9	12.9
Neutrophils	pending	3.5	4.2	11.0	8.8
Lymphocytes	pending	1.6	0.6	3.6	2.5
Monocytes	pending	0.8	1.1	1.9	1.3
Eosinophils	pending	0.1	0.0	0.2	0.3
Basophils	pending	0.1	0.1	0.1	0.1
Nucleated RBC		1	0	1	0
Comment	pending				

Comment 23/08/17 16:15
Please Note: These are preliminary CBC results. Blood film review and final report to follow. Interpret results with caution.

- 4.5.4 By default, the 5 most recent results are displayed, but you can extend this by adjusting the Number of Dates to Display field.



- 4.5.5 It is also possible to graph results.
- 4.5.6 Click on the Graphical Reports tab.



4.5.7 Click in the checkbox of the Result type(s) you want to graph.

	06/12/16 08:55	06/12/16 08:55	06/12/16 17:00	07/12/16 14:22	14/01/17 07:48	14/01/17 07:48	14/01/17 08:37	14/01/17 12:43	14/01/17 12:01	03/02/17 12:05	03/02/17 12:18	03/02/17 08:32	03/02/17 08:32	03/02/17 17:00	03/02/17 15:15
<input checked="" type="checkbox"/> Haemoglobin	180	187	pending	pending	pending	pending	pending	pending	pending	62	pending	62	62	pending	182
<input checked="" type="checkbox"/> HbC	4.89	3.37	pending	pending	pending	pending	pending	pending	pending	3.58	pending	5.04	5.04	pending	3.42
<input checked="" type="checkbox"/> Hct	6.38	8.28	pending	pending	pending	pending	pending	pending	pending	8.36	pending	8.28	8.28	pending	8.37
<input checked="" type="checkbox"/> MCV	87	113	pending	pending	pending	pending	pending	pending	pending	76	pending	101	101	pending	92
<input checked="" type="checkbox"/> MCH	24	32	pending	pending	pending	pending	pending	pending	pending	28	pending	25	25	pending	30
<input checked="" type="checkbox"/> WBC	18.6	4.3	pending	pending	pending	pending	pending	pending	pending	8.3	pending	6.2	6.2	pending	8.4
<input type="checkbox"/> Neutrophils	17.2	3.1	pending	pending	pending	pending	pending	pending	pending	6.4	pending	6.2	6.2	pending	6.4
<input type="checkbox"/> Lymphocytes	1.8	6.9	pending	pending	pending	pending	pending	pending	pending	1.4	pending	4.0	4.0	pending	3.9

4.5.8 Adjust the Graph type and Axes as required.

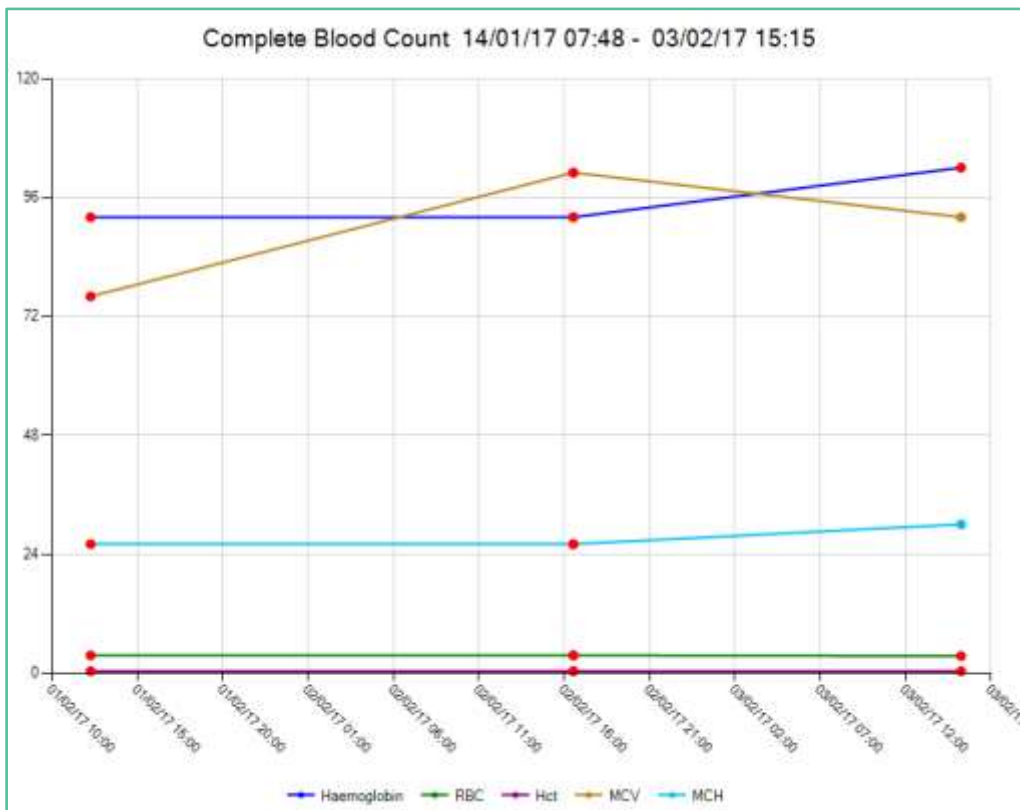
Graph Type: Usual Trend

Axes: Same Separate

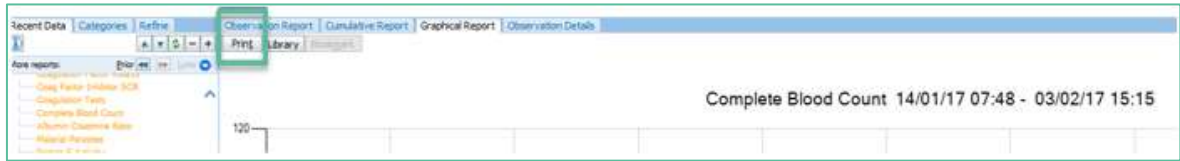
Number of dates to display: 5

4.5.9 Then click on the Draw Button.

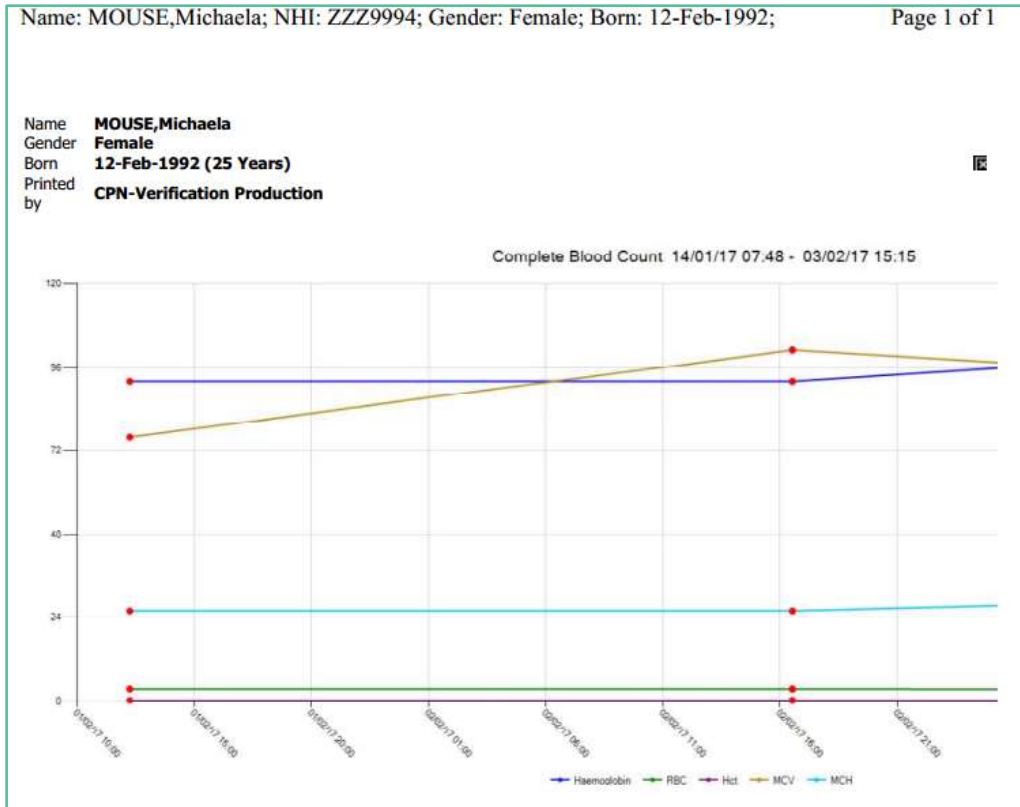
4.5.10 The eOrder system will display the requested graphs.



4.5.11 If you wish to print the graph, click on the Print button.



4.5.12 The Graph will print with patient and test information included automatically.



4.5.13 If you need to change your selection, click on the Back button at the top right to return to the Graph selection screen.

5 Support

5.1 Support Contact Details

For support and assistance please contact our eOrder team

Website: www.eorder.co.nz
Phone: 0508 37 37 83
Email: helpdesk@eorder.co.nz
enquires@eorder.co.nz

5.2 eOrders helpdesk hours

Monday to Friday

7am – 6pm

Refer to User Guide Appendix A for additional information